


Test Verification of Conformity

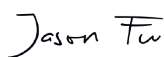
Verification Number: 220225027GZU- VOC001

On the basis of the referenced test report(s), sample(s) tested of the below product have been found to comply with the standards harmonized with the regulation(s) listed on this verification at the time the tests were carried out. Other standards and Regulations may be relevant to the product. This verification is part of the full test report(s) and should be read in conjunction with it <them>.

Once compliance with all product relevant  mark regulations are verified, including any relevant e.g. risk assessment and production control, the manufacturer may indicate compliance by signing a Declaration of Conformity themselves and applying the mark to products identical to the tested sample(s).

Applicant Name & Address:	SHENZHEN GROWATT NEW ENERGY CO., LTD 4-13/F, Building A, Sino-German(Europe) Industrial Park, Hangcheng Ave, Bao'an District, Shenzhen, China
Product Description:	PV Grid inverter, Hybrid inverter & AC Coupled inverter
Ratings & Principle Characteristics:	See Annex to Certificate of Conformity
Models/Type References:	See APPENDIX
Brand Name:	GROWATT
Relevant Standards/Regulations:	IEC/EN 62109-1:2010 (First Edition) Safety of Power Converter for use in Photovoltaic Power Systems Part 1: General requirements IEC/EN 62109-2:2011 Safety of Power Converter for use in Photovoltaic Power Systems Part 2: Particular requirements for inverters Electrical Equipment (Safety) Regulation 2016
Verification Issuing Office Name & Address:	Intertek Testing Services Ltd. Shanghai West Area, 2nd Floor, No. 707, Zhangyang Road China (Shanghai) Pilot Free Trade Zone, Shanghai, P. R. China
Date of Tests:	07 Jan 2021 - 20 Jan 2021 & 17 Dec 2021 – 06 Jan 2022
Test Report Number(s):	181016123GZU-003, Revision 2: 15 Apr 2021 181016123GZU-004, Revision 2: 15 Apr 2021 211217119GZU-001, 211217119GZU-002 210408161GZU-001, 210408161GZU-002

Additional information in Appendix.



Signature

Name: Jason Fu

Position: Supervisor

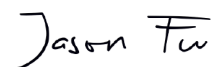
Date: 21 March 2022

This Verification is for the exclusive use of Intertek's client and is provided pursuant to the agreement between Intertek and its Client. Intertek's responsibility and liability are limited to the terms and conditions of the agreement. Intertek assumes no liability to any party, other than to the Client in accordance with the agreement, for any loss, expense or damage occasioned by the use of this Verification. Only the Client is authorized to permit copying or distribution of this Verification. Any use of the Intertek name or one of its marks for the sale or advertisement of the tested material, product or service must first be approved in writing by Intertek. The observations and test/inspection results referenced in this Verification are relevant only to the sample tested/inspected. This Verification by itself does not imply that the material, product, or service is or has ever been under an Intertek certification program.

APPENDIX: Test Verification of Conformity

This is an Appendix to Test Verification of Conformity Number: 220225027GZU-VOC001.

Model	MIN 2500TL-XE MIN 2500TL-XH	MIN 3000TL-XE MIN 3000TL-XH	MIN 3600TL-XE MIN 3600TL-XH	MIN 4200TL-XE MIN 4200TL-XH
Max.PV voltage	500 d.c.V		550 d.c.V	
PV voltage range	80-500 d.c.V (only for MIN 2500TL-XE, MIN 3000TL-XE) 70-500 d.c.V (only for MIN 2500TL-XH, MIN 3000TL-XH)		80-550 d.c.V (only for MIN 3600TL-XE, MIN 4200TL-XE) 70-550 d.c.V (only for MIN 3600TL-XH, MIN 4200TL-XH)	
PV Isc	16.9 d.c.A*2			
Max.input current	13.5 d.c.A*2			
Max. DC voltage	500 d.c.V (only for MIN 2500TL-XH, MIN 3000TL-XH)		550 d.c.V (only for MIN 3600TL-XH, MIN 4200TL-XH)	
DC voltage range	360-500 d.c.V (only for MIN 2500TL-XH, MIN 3000TL-XH)		360-550 d.c.V (only for MIN 3600TL-XH, MIN 4200TL-XH)	
Max. DC current	17 d.c.A (only for MIN 2500TL-XH, MIN 3000TL-XH, MIN 3600TL-XH, MIN 4200TL-XH)			
Max.output power	2500W	3000W	3600W	4200W
Max.apparent power	2500VA	3000VA	3600VA	4200VA
Nominal output voltage	230 a.c.V			
Max.output current	11.3 a.c.A	13.6 a.c.A	16 a.c.A	19 a.c.A
Nominal output Frequency	50/60Hz			
Power factor range	0.8Leading – 0.8 lagging			
Safety level	Class I			
Ingress Protection	IP 65			
Operation Ambient Temperature	-25°C - +60°C			
Software version	AL 1.0			



Signature

Name: Jason Fu

Position: Supervisor


Date: 21 March 2022

This Verification is for the exclusive use of Intertek's client and is provided pursuant to the agreement between Intertek and its Client. Intertek's responsibility and liability are limited to the terms and conditions of the agreement. Intertek assumes no liability to any party, other than to the Client in accordance with the agreement, for any loss, expense or damage occasioned by the use of this Verification. Only the Client is authorized to permit copying or distribution of this Verification. Any use of the Intertek name or one of its marks for the sale or advertisement of the tested material, product or service must first be approved in writing by Intertek. The observations and test/inspection results referenced in this Verification are relevant only to the sample tested/inspected. This Verification by itself does not imply that the material, product, or service is or has ever been under an Intertek certification program.

APPENDIX: Test Verification of Conformity

This is an Appendix to Test Verification of Conformity Number: 220225027GZU-VOC001.

Model	MIN 4600TL-XE MIN 4600TL-XH	MIN 5000TL-XE MIN 5000TL-XH	MIN 6000TL-XE MIN 6000TL-XH
Max.PV voltage	550 d.c.V		
PV voltage range	80-550 d.c.V (only for MIN 4600TL-XE, MIN 5000TL-XE, MIN 6000TL-XE) 70-550 d.c.V (only for MIN 4600TL-XH, MIN 5000TL-XH, MIN 6000TL-XH)		
PV Isc	16.9 d.c.A*2		
Max.input current	13.5 d.c.A*2		
Max. DC voltage	550 d.c.V (only for MIN 4600TL-XH, MIN 5000TL-XH, MIN 6000TL-XH)		
DC voltage range	360-550 d.c.V (only for MIN 4600TL-XH, MIN 5000TL-XH, MIN 6000TL-XH)		
Max. DC current	17 d.c.A (only for MIN 4600TL-XH, MIN 5000TL-XH, MIN 6000TL-XH)		
Max.output power	4600W	5000W	6000W
Max.apparent power	4600VA	5000VA	6000VA
Nominal output voltage	230 a.c.V		
Max.output current	20.9 a.c.A	22.7 a.c.A	27.2 a.c.A
Nominal output Frequency	50/60Hz		
Power factor range	0.8Leading – 0.8 lagging		
Safety level	Class I		
Ingress Protection	IP 65		
Operation Ambient Temperature	-25 °C - +60 °C		
Software version	AL 1.0		



Signature

Name: Jason Fu

Position: Supervisor


Date: 21 March 2022

This Verification is for the exclusive use of Intertek's client and is provided pursuant to the agreement between Intertek and its Client. Intertek's responsibility and liability are limited to the terms and conditions of the agreement. Intertek assumes no liability to any party, other than to the Client in accordance with the agreement, for any loss, expense or damage occasioned by the use of this Verification. Only the Client is authorized to permit copying or distribution of this Verification. Any use of the Intertek name or one of its marks for the sale or advertisement of the tested material, product or service must first be approved in writing by Intertek. The observations and test/inspection results referenced in this Verification are relevant only to the sample tested/inspected. This Verification by itself does not imply that the material, product, or service is or has ever been under an Intertek certification program.

APPENDIX: Test Verification of Conformity

This is an Appendix to Test Verification of Conformity Number: 220225027GZU-VOC001.

Model	MIN 2500TL-XA	MIN 3000TL-XA	MIN 3600TL-XA	MIN 4200TL-XA
Max. DC voltage	550 Vdc			
DC voltage range	360-550 Vdc			
Max. DC current	17 A			
Rated input / output power	2500/2500W	3000/3000W	3600/3600W	4200/4200W
Rated apparent power	2500VA	3000VA	3600VA	4200VA
Nominal voltage	230 Vac			
Rated input/output current	11.3/11.3 A	13.6/13.6 A	16/16 A	19/19 A
Nominal Frequency	50Hz			
Power factor range	0.8Leading – 0.8 lagging			
Safety level	Class I			
Ingress Protection	IP 65			
Operation Ambient Temperature	-25°C - +60°C			
Software Version	AL 1.0			



Signature

Name: Jason Fu

Position: Supervisor


Date: 21 March 2022

This Verification is for the exclusive use of Intertek's client and is provided pursuant to the agreement between Intertek and its Client. Intertek's responsibility and liability are limited to the terms and conditions of the agreement. Intertek assumes no liability to any party, other than to the Client in accordance with the agreement, for any loss, expense or damage occasioned by the use of this Verification. Only the Client is authorized to permit copying or distribution of this Verification. Any use of the Intertek name or one of its marks for the sale or advertisement of the tested material, product or service must first be approved in writing by Intertek. The observations and test/inspection results referenced in this Verification are relevant only to the sample tested/inspected. This Verification by itself does not imply that the material, product, or service is or has ever been under an Intertek certification program.

APPENDIX: Test Verification of Conformity

This is an Appendix to Test Verification of Conformity Number: 220225027GZU-VOC001.

Model	MIN 4600TL-XA	MIN 5000TL-XA	MIN 6000TL-XA
Max. DC voltage	550 Vdc		
DC voltage range	360-550 Vdc		
Max. DC current	17 A		
Rated input/output power	4600/4600W	5000/5000W	5000/6000W
Rated apparent power	4600VA	5000VA	6000VA
Nominal voltage	230 Vac		
Nominal input/output current	20.9/20.9 A	22.7/22.7 A	22.7/27.2 A
Nominal Frequency	50Hz		
Power factor range	0.8Leading – 0.8 lagging		
Safety level	Class I		
Ingress Protection	IP 65		
Operation Ambient Temperature	-25 °C - +60 °C		
Software version	AL 1.0		



Signature

Name: Jason Fu

Position: Supervisor


Date: 21 March 2022

This Verification is for the exclusive use of Intertek's client and is provided pursuant to the agreement between Intertek and its Client. Intertek's responsibility and liability are limited to the terms and conditions of the agreement. Intertek assumes no liability to any party, other than to the Client in accordance with the agreement, for any loss, expense or damage occasioned by the use of this Verification. Only the Client is authorized to permit copying or distribution of this Verification. Any use of the Intertek name or one of its marks for the sale or advertisement of the tested material, product or service must first be approved in writing by Intertek. The observations and test/inspection results referenced in this Verification are relevant only to the sample tested/inspected. This Verification by itself does not imply that the material, product, or service is or has ever been under an Intertek certification program.

APPENDIX: Test Verification of Conformity

This is an Appendix to Test Verification of Conformity Number: 220225027GZU-VOC001.

Model	MIN 2500TL-X	MIN 3000TL-X	MIN 3600TL-X	MIN 4200TL-X
Max. PV voltage	500 d.c.V		550 d.c.V	
PV voltage range	80-500 d.c.V		80-550 d.c.V	
PV Isc	16.9 d.c.A*2			
Max. input current	13.5 d.c.A*2			
Rated. output power	2500W	3000W	3600W	4200W
Rated. apparent power	2500VA	3000VA	3600VA	4200VA
Nominal output voltage	230 a.c.V			
Rated. output current	10.9 a.c.A	13.0 a.c.A	15.7 a.c.A	18.3 a.c.A
Nominal output Frequency	50Hz			
Power factor range	0.8Leading – 0.8 lagging			
Safety level	Class I			
Ingress Protection	IP 65			
Overvoltage category	PV:II; AC:III			
Operation Ambient Temperature	-25°C - +60°C			
Software version	AK1.0			



Signature

Name: Jason Fu

Position: Supervisor

Date: 21 March 2022

This Verification is for the exclusive use of Intertek's client and is provided pursuant to the agreement between Intertek and its Client. Intertek's responsibility and liability are limited to the terms and conditions of the agreement. Intertek assumes no liability to any party, other than to the Client in accordance with the agreement, for any loss, expense or damage occasioned by the use of this Verification. Only the Client is authorized to permit copying or distribution of this Verification. Any use of the Intertek name or one of its marks for the sale or advertisement of the tested material, product or service must first be approved in writing by Intertek. The observations and test/inspection results referenced in this Verification are relevant only to the sample tested/inspected. This Verification by itself does not imply that the material, product, or service is or has ever been under an Intertek certification program.

APPENDIX: Test Verification of Conformity

This is an Appendix to Test Verification of Conformity Number: 220225027GZU-VOC001.

Model	MIN 4600TL-X	MIN 5000TL-X	MIN 6000TL-X
Max. PV voltage	550 d.c.V		
PV voltage range	80-550 d.c.V		
PV Isc	16.9 d.c.A*2		
Max. input current	13.5 d.c.A*2		
Rated. output power	4600W	5000W	6000W
Rated. apparent power	4600VA	5000VA	6000VA
Nominal output voltage	230 a.c.V		
Max. output current	20.0 a.c.A	21.7 a.c.A	26.0 a.c.A
Nominal output Frequency	50Hz		
Power factor range	0.8Leading – 0.8 lagging		
Safety level	Class I		
Ingress Protection	IP 65		
Overvoltage category	PV:II; AC:III		
Operation Ambient Temperature	-25 °C - +60 °C		
Software version	AK1.0		

Jason Fu

Signature

Name: Jason Fu

Position: Supervisor

Date: 21 March 2022

This Verification is for the exclusive use of Intertek's client and is provided pursuant to the agreement between Intertek and its Client. Intertek's responsibility and liability are limited to the terms and conditions of the agreement. Intertek assumes no liability to any party, other than to the Client in accordance with the agreement, for any loss, expense or damage occasioned by the use of this Verification. Only the Client is authorized to permit copying or distribution of this Verification. Any use of the Intertek name or one of its marks for the sale or advertisement of the tested material, product or service must first be approved in writing by Intertek. The observations and test/inspection results referenced in this Verification are relevant only to the sample tested/inspected. This Verification by itself does not imply that the material, product, or service is or has ever been under an Intertek certification program.